

UoM Occupational Safety and Health Policy

Commitment: The provision of a safe and healthy work environment for students and visitors is not just a moral and legal responsibility but also a prerequisite for it to achieve its primary mission of conducting teaching, research and scholarship at the highest international standards

Safety Means of Communication

- **Safety & Health Website**
- **Student Manual**
- **Student Union Representative for Safety & Health**
- **Complaint Form on UoM Website through Student Union Representative**
- **Any Urgent Potential Hazard should be reported immediately to Lecturer or Laboratory Staff or Student Safety Rep**



Source :<http://jacobsschoolofengineering.blogspot.com>

Hazard Definition

A hazard is something (e.g. an object, a property of a substance, a phenomenon or an activity) that can cause adverse effects. For example:

Water on a staircase is a hazard, because you could slip on it, fall and hurt yourself.

Loud noise is a hazard because it can cause hearing loss.

Basic Types of Hazards

- Physical (Noise, Lighting, Electricity..)
- Chemical (dusts, fumes,...)
- Ergonomic (postures and movement)
- Environmental (Temperature, ventilation,.....)
- Biological (Viruses,)
- Psychological (Stress,)
- Mechanical (unguarded machines,.....)

Unsafe Act



Source:<http://www.chalcroft.co.uk/>

UOM Premises Safety


- Make proper use of Car Parking area
- Prevail a high standard of Housekeeping
- Respect Signage/Notices

Building Safety

- Make Proper use of Passenger Lift
- Always keep Staircases (emergency exits) clear
- Make proper use of Toilet

Lecture Room Safety

- Report any source of hazard
- Always keep a Good Housekeeping
- Learn location of fire extinguishers and know how to use them
- Make sure that you are familiar with computer hazards



IMPORTANT PHONE NUMBERS

UOM HOT LINE: Ext 7900

First-aid Post: Ext 7699

Security Services: Ext 7999

EMERGENCYNUMBERS

Government Fire Services:115

Ambulance (SAMU):114

Police Hotline (Emergency): 999/112

Police Information Room: 2080034/0035

Moka Police station: 4336512/4332295

STRICT PROHIBITION ON UoM CAMPUS



Heroin



Alcohol



Homicide

Cocaine




Tobacco Free Campus

Safety Colour Code


PROHIBITION



MANDATORY



WARNING




SAFETY



Safety Signage



Fire Safety



OXYGEN

***ALL THREE MUST BE PRESENT TO
CREATE A FIRE***



The sign features a large blue circle with a white exclamation mark at the top center. Below it is a blue horizontal bar with the text "Fire action" in white. The main body of the sign contains six rows of instructions, each with an icon on the left and text on the right. The first three rows have blue backgrounds, while the last two have red backgrounds. The icons include a white exclamation mark, a hand pointing to a fire alarm, a green running figure, a green checkmark, a black walking figure with a red prohibition sign, and a black lift icon with a red prohibition sign.

Fire action

-  **Sound the alarm** 
-  **Leave building by nearest available exit** 
-  **Report to assembly point** 
Fire assembly point
-  **Do not return to the building until authorised to do so**
-  **Do not use the lifts**

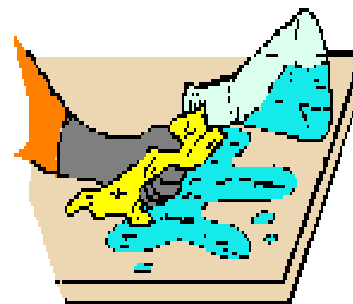
Source: <https://www.google.mu/search?q=free+printable+fire+action+signs&tbm>



General Lab Safety Rules



1. Listen to or read instructions carefully before performing any experiment.
2. Wear Personal Protective Equipment to protect yourself from chemicals, heated materials, or things that might affect your health and safety.
3. Notify your Laboratory Staff if any spills or accidents occur.



Do not Tamper with Safety Equipment

- Fire Extinguishers
- Emergency Switches
- Safety Showers and Eye Wash Stations
- Signage

Safety Equipment



Source: <http://funny-pictures.picphotos.net/>

If you're using any tools, be sure to wear the proper safety equipment including gloves, goggles, a hardhat, and whatever else may be required. Even if you are skilled with the tool, it only takes a moment for an unsafe situation to occur and the proper equipment can protect you.

Accident or Near Miss



Source: http://www.scraggie.co.uk/business_gallery01.htm

Accidents and Incidents

Report all Accidents & Incidents

- ✦ An accident is any unplanned event resulting in injury
- ✦ Incidents include fire, theft, vandalism, assault
- ✦ If you are a victim of crime (thefts, assaults, vandalism) please contact the Security Officer in the first instance, but also make a report to the University

First Aid




- ✦ First Aiders are available on campus
- ✦ There are two First Aid Posts on Campus (Located at Gymnasium & VCILT Building)



Always remember : To Every Action,
There is an Equal & Opposite Reaction



THANK YOU
for your attention



*We Wish You Much Success in
Your Career With Us*